



WING PRO


INDUSTRIAL AIR CURTIAN



AIR CURTAINS
FOR PROFESSIONALS

WING PRO

AIR CURTAINS
FOR PROFESSIONALS



Energy saving

EC motor use even 40% less electrical energy and allow for **BMS direct connection**.



Power

The wide air stream, range up to **8 meters**, capacity up to 88 kW.



Installation

Vertical or horizontal mounting possibility plus easy unit connection.



Price

Intelligent design with never-before-seen performance available at a **competitive price**.



HMI WING controller



- » modern and compact design
- » high contrast and clear screen
- » advanced calendar for each day of the week
- » door sensor cooperation
- » BMS systems compatibility
- » preset 3-levels speed control
- » build-in thermostat

Funkcja DOOR OPTIMUM

Door Optimum function allows the WING to maintain full protection of the door opening and at the same time optimize costs associated with its operation. It keeps the air curtain operating at minimum speed and continues to protect the door, from the outside air, once the door begins opening it also increases the speed of air by +1 or +2 levels, depending on user's preferences.

Product range

WING PRO **WR2**

DOUBLE ROW COIL

HEATING POWER RANGE:
17 - 88 kW
EXHAUST FLOW RATE:
7 300 - 10 700 m³/h
MAXIMUM AIR STREAM RANGE:
7 m

WING PRO 200



WING PRO **WR1**

SINGLE ROW COIL

HEATING POWER RANGE:
9 - 48 kW
EXHAUST FLOW RATE:
7 900 - 11 900 m³/h
MAXIMUM AIR STREAM RANGE:
7,5 m

WING PRO 150



WING PRO **C**


WITHOUT HEATING (AMBIENT)

EXHAUST FLOW RATE:
8 500 - 12 800 m³/h
MAXIMUM AIR STREAM RANGE:
8 m

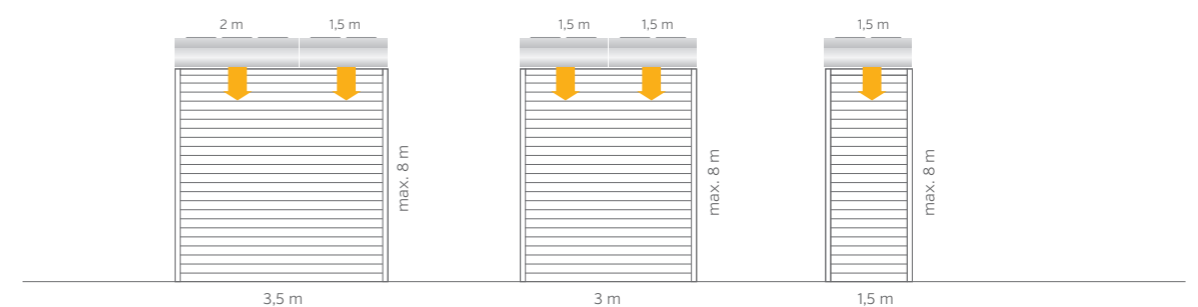
EC



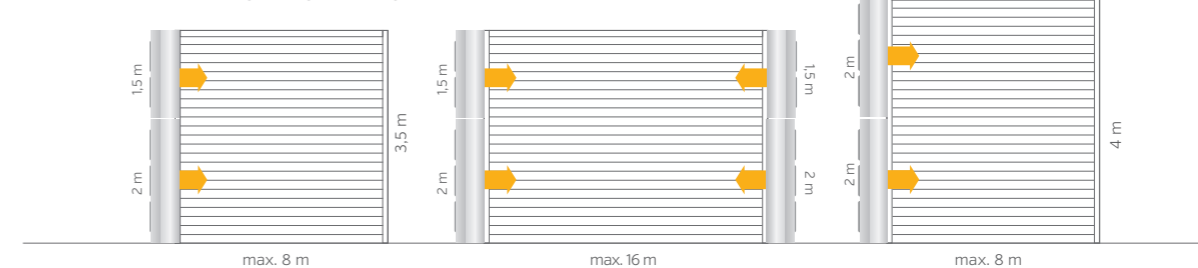
AC



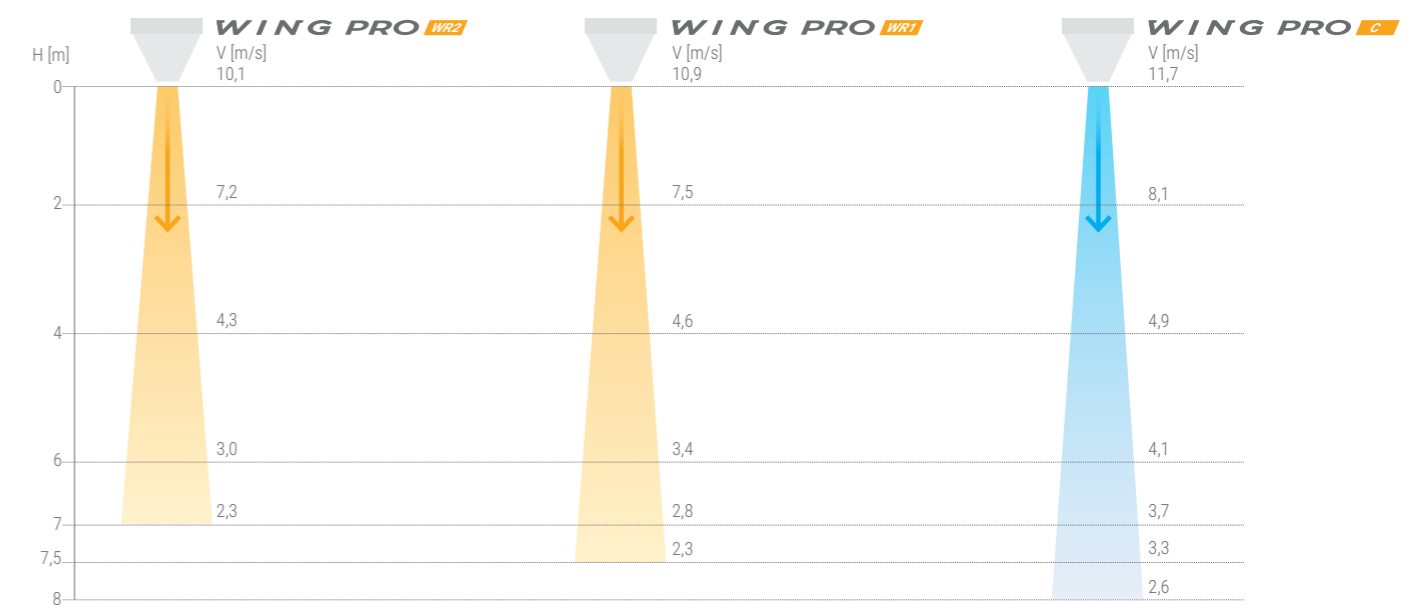
HORIZONTAL INSTALLATION



VERTICAL INSTALLATION



Stream range



Technical parameters

PARAMETERS	WING PRO DOUBLE ROW COIL				WING PRO SINGLE ROW COIL				WITHOUT HEATING (AMBIENT)				
	W150		W200		W150		W200		C150		C200		
	AC	EC	AC	EC	AC	EC	AC	EC	AC	EC	AC	EC	
VTS article No.	1-4-2801-0346	1-4-2801-0349	1-4-2801-0352	1-4-2801-0355	1-4-2801-0345	1-4-2801-0348	1-4-2801-0351	1-4-2801-0354	1-4-2801-0344	1-4-2801-0347	1-4-2801-0350	1-4-2801-0353	
Max. height of door	m	1,5	2		1,5	2			1,5	2			
Max. air stream range	m	7			7,5				8				
Max. flow rate	m³/h	7 300	10 700		7 900	11 900			8 500	12 800			
Heating power range	kW	17-58	28-88		3-32	15-48			-	-			
Max. temperature of heating medium	°C					130							
Max. Working pressure	MPa					1,6							
Diameter of stub pipe connectors	"					3/4							
Supply voltage	V/ph/Hz	~230/1/50											
AC motor power	kW	2 x 0,28	3 x 0,28		2 x 0,28	3 x 0,28			2 x 0,28	3 x 0,28			
Rated current (AC motor)	A	2 x 1,3	3 x 1,3		2 x 1,3	3 x 1,3			2 x 1,3	3 x 1,3			
EC motor power	kW	2 x 0,25	3 x 0,25		2 x 0,25	3 x 0,25			2 x 0,25	3 x 0,25			
Rated current (EC motor)	A	2 x 1,3	3 x 1,3		2 x 1,3	3 x 1,3			2 x 1,3	3 x 1,3			
Weight AC/EC (without water)	kg	52,9	53,6	67,4	69,6	47,5	50,5	64	66,1	42,7	43,4	56,2	58,3
IP protection rating	IP	54											



Accessories



HMI WING EC controller



Wall controller WING/VOLCANO



Door sensor (reed switch)



Valve with actuator



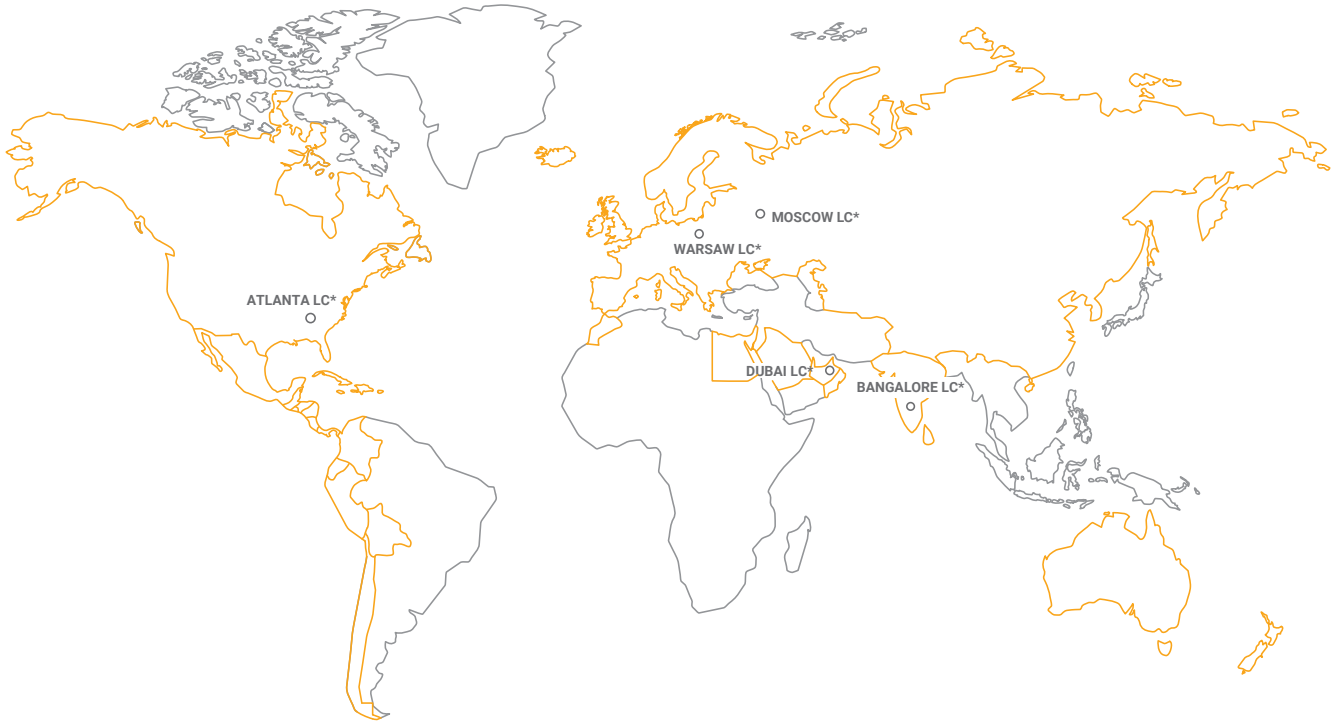
Flex. connection hoses (set)

VTS article No.	1-4-2801-0155	VTS article No.	1-4-0101-0438	VTS article No.	1-4-0101-0454	VTS article No.	1-2-1204-2019	VTS article No.	1-2-2702-0076
Motor support	- EC	Motor support	- AC	Contact configuration	- NO	Power supply voltage	V/ph/Hz ~230/1/50	Length	m 0,6-0,9
Power supply voltage	V/ph/Hz ~230/1/50	Power supply voltage	V/ph/Hz 6(3)	Switching current	mA 500	Opening	min 3/3	Connection type	GW 3/4"
Permissible load	A 1A for 230VAC 0,02A for 0-10V	Permissible load	A 1A for 230VAC 0,02A for 0-10V	Switching voltage	V max 200 V	Kvs	- 4,5	Max. fluid pressure	MPa 1,6
Setting range	°C 5...40	Setting range	°C 10...30	Connection	°C screw	Protection rating	IP 54	Min. working temperature for water	°C 5
Protection rating	IP 20	Protection rating	IP 30					Min. working temperature for glycol	°C -20
								Max. working temperature	°C 130
								Set includes	- hose (2 pcs) gasket (4 pcs)

Noise level

Fan speed	Noise level	WING PRO W R1		WING PRO W R2		WING PRO C	
		1,5m	2m	1,5m	2m	1,5m	2m
I	dB(A)*	45	46	45	45	47	48
II		55	57	54	55	57	58
III		64	65	62	63	65	66

* speed measurement conditions: semi-open space, horizontal installation on the wall, measurement performed 5 m away from the device



COMPETITIVE
\$ PRICE

 HIGH
QUALITY

OVER
1 000 000
UNITS
SOLD

VTS Plant Sp z o.o. | Olivia Tower, Al. Grunwaldzka 472A | 80-309 Gdańsk, Poland | Infolinia: 0 800 559 661 | marketing@vtsgroup.com

www.vtsgroup.com

The features mentioned are subject to continuous upgrades and can change any time.
VTS assuring continuous improvement for products and data and reserves the right to change design and specifications without notice.