

Series
VENTS OV



Series
VENTS OVK



Series
VENTS VKF



Low pressure axial fans in the steel casing with the air flow up to **25000 m³/h** for wall and duct mounting

■ **Applications**

Combined supply and exhaust ventilation systems for various premises where high air flow at relatively low system resistance is required. OV and OVK fans can be used for the direct air exhaust or pressurization in smoke ventilation systems. OV and OVK fan are suitable for outdoor wall mounting.

■ **Design**

The fan casing and the impeller are made of steel with polymeric coating. OV and OVK fan terminal box is equipped with a cable for remote connection. VKF fan is fitted with the external terminal box mounted on the fan casing.

■ **Motor**

The impellers are powered by two-, four- or six-pole, single or three phase asynchronous motors with external rotor and built-in thermal overheating protection depending on the model. Ball bearings in the motor provide long service life designed for at least 40000 hours. Motor protection rating IP44-IP54.

■ **Speed control**

Both smooth or step speed control is performed by means of the thyristor or autotransformer controller. Several fans can be connected to one controller if the total power and operating current do not exceed the rated controller values.

■ **Mounting**

Fan is installed on the wall surface by means of a square (OV series) or round (OVK series) mounting plate. VKF fan is installed into the duct by means of connecting flange. The fan is powered through the external remote terminal box. Power supply and installation shall be performed in compliance with the manual and wiring diagram on the terminal box.

Designation key

Series and modification	Motor modification		Dimension type
	Number of poles	Phase	
VENTS OV: square mounting plate VENTS OVK: round mounting plate VENTS VKF: mounting into a vent duct	2 4 6	E: single phase D: three phase	200; 250; 300; 350; 400; 450; 500; 550; 630, 710, 800

ErP data	
Overall efficiency	η [%]
Measurement category	MC
Efficiency category	EC
Efficiency grade	N
Variable speed drive	VSD
Power	kW
Current	A
Air flow	m ³ /h
Static pressure	Pa
Speed	n/min ⁻¹
Specific ratio	SR

Accessories



Flexible connector



Speed controllers

Technical data

	OV/OVK/VKF 2E 200		OV/OVK/VKF 2E 250		OV/OVK/VKF 4E 250		OV/OVK/VKF 2E 300	
Voltage [V]	1~230		1~230		1~230		1~230	
Frequency [Hz]	50	60	50	60	50	60	50	60
Power [W]	55	61	80	91	50	56	145	178
Current [A]	0.26	0.28	0.4	0.42	0.22	0.24	0.66	0.79
Max. air flow [m³/h]	860	875	1050	1150	800	865	2230	2280
RPM [min ⁻¹]	2300	2550	2400	2990	1380	1730	2300	2410
Noise level at 3 m [dBA]	48	49	50	51	38	39	53	54
Transported air temperature [°C]	-30...+60	-30...+50	-30...+60	-30...+50	-30...+60	-30...+50	-30...+60	-30...+50
Protection rating	IP24 VKF IPX4		IP24 VKF IPX4		IP24 VKF IPX4		IP24 VKF IPX4	

	OV/OVK/VKF 4E 300		OV/OVK/VKF 4E 350		OV/OVK/VKF 4E 400		OV/OVK/VKF 4E 450	
Voltage [V]	1~230		1~230		1~230		1~230	
Frequency [Hz]	50	60	50	60	50	60	50	60
Power [W]	75	92	140	147	180	240	250	325
Current [A]	0.35	0.4	0.65	0.66	0.82	1.08	1.2	1.46
Max. air flow [m³/h]	1340	1475	2500	2650	3580	3890	4680	4790
RPM [min ⁻¹]	1350	1405	1380	1700	1380	1655	1350	1600
Noise level at 3 m [dBA]	44	45	46	47	53	54	56	57
Transported air temperature [°C]	-30...+60	-30...+50	-30...+60	-30...+50	-30...+60	-30...+50	-30...+60	-30...+50
Protection rating	IP24 VKF IPX4		IP24 VKF IPX4		IP24 VKF IPX4		IP24 VKF IPX4	

	OV/OVK/VKF 4E 500		OV/OVK/VKF 4E 550		OV/OVK/VKF 4E 630		OV/OVK/VKF 2D 250	
Voltage [V]	1~230		1~230		1~230		3~400	
Frequency [Hz]	50	60	50	60	50	60	50	60
Power [W]	420	455	550	654	750	979	80	92
Current [A]	1.95	2.05	2.55	2.88	3.5	4.26	0.22	0.24
Max. air flow [m³/h]	7060	7130	8800	8970	11900	12100	1060	1150
RPM [min ⁻¹]	1300	1630	1300	1580	1360	1625	2600	3030
Noise level at 3 m [dBA]	58	59	62	63	67	68	51	52
Transported air temperature [°C]	-30...+60	-30...+50	-30...+60	-30...+50	-30...+60	-30...+50	-30...+60	-30...+50
Protection rating	IP24 VKF IPX4		IP24 VKF IPX4		IP24 VKF IPX4		IP24 VKF IPX4	

	OV/OVK/VKF 4D 250		OV/OVK/VKF 2D 300		OV/OVK/VKF 4D 300		OV/OVK/VKF 4D 350	
Voltage [V]	3~400		3~400		3~400		3~400	
Frequency [Hz]	50	60	50	60	50	60	50	60
Power [W]	60	89	145	165	75	94	140	150
Current [A]	0.17	0.22	0.25	0.29	0.22	0.25	0.38	0.46
Max. air flow [m³/h]	850	885	2310	2390	1310	1530	2350	2660
RPM [min ⁻¹]	1400	1750	2350	2570	1380	1640	1419	1638
Noise level at 3 m [dBA]	38	38	52	52	45	45	46	46
Transported air temperature [°C]	-30...+60	-30...+50	-30...+60	-30...+50	-30...+60	-30...+50	-30...+60	-30...+50
Protection rating	IP24 VKF IPX4		IP24 VKF IPX4		IP24 VKF IPX4		IP24 VKF IPX4	

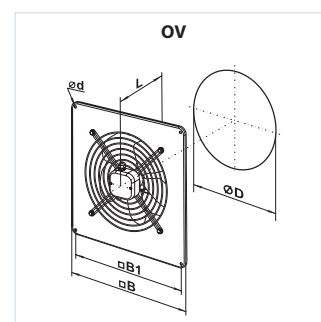
Technical data

	OV/OVK/VKF 4D 400		OV/OVK/VKF 4D 450		OV/OVK/VKF 4D 500		OV/OVK/VKF 4D 550	
Voltage [V]	3~400		3~400		3~400		3~400	
Frequency [Hz]	50	60	50	60	50	60	50	60
Power [W]	180	195	250	275	450	370	750	600
Current [A]	0.47	0.55	0.6	0.65	0.9	0.7	1.5	1.1
Max. air flow [m³/h]	3740	3870	5280	5350	6570	6230	9700	7380
RPM [min ⁻¹]	1380	1625	1360	1620	1300	1605	1350	1605
Noise level at 3 m [dBA]	54	54	56	56	60	60	64	64
Transported air temperature [°C]	-30...+60	-30...+50	-30...+60	-30...+50	-30...+60	-30...+50	-30...+60	-30...+50
Protection rating	IP24 VKF IPX4		IP24 VKF IPX4		IP24 VKF IPX4		IP24 VKF IPX4	

	OV/OVK/VKF 4D 630		OV/OVK/ VKF 6D 710	OV/OVK/ VKF 6D 800
Voltage [V]	3~400		3~400	3~400
Frequency [Hz]	50	60	50	50
Power [W]	800	910	1150	1850
Current [A]	1.6	1.68	2.0	3.7
Max. air flow [m³/h]	12200	12400	15440	25000
RPM [min ⁻¹]	1320	1585	830	915
Noise level at 3 m [dBA]	69	69	63	67
Transported air temperature [°C]	-30...+60	-30...+50	-30...+60	-30...+60
Protection rating	IP24 VKF IPX4		IP24 VKF IPX4	IP24 VKF IPX4

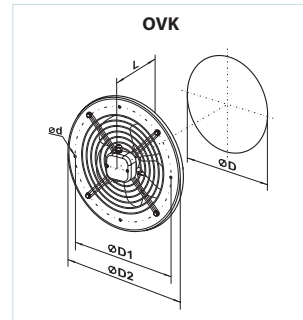
Fan overall dimensions

Type	Dimensions [mm]					Mass [kg]
	∅D	∅d	B	B1	L	
OV 2E 200	210	7	312	260	125	3.0
OV 2E 250/OV 2D 250	260	7	370	320	135	4.0
OV 4E 250/OV 4D 250	260	7	370	320	135	3.5
OV 2E 300/OV 4D 300	317	9	430	380	145	6.1/5.4
OV 4E 300/OV 4D 300	317	9	430	380	145	5.0/5.4
OV 4E 350/OV 4D 350	374	9	485	435	165	7.8
OV 4E 400/OV 4D 400	416	9	540	490	220	8.8
OV 4E 450/OV 4D 450	465	11	576	535	230	10.5
OV 4E 500/OV 4D 500	520	11	655	615	250	14.0
OV 4E 550/OV 4D 550	570	11	725	675	260	16.5
OV 4E 630/OV 4D 630	650	11	800	710	275	20.0
OV 6D 710	725	13	900	810	350	33.0
OV 6D 800	800	13	970	910	350	44.0

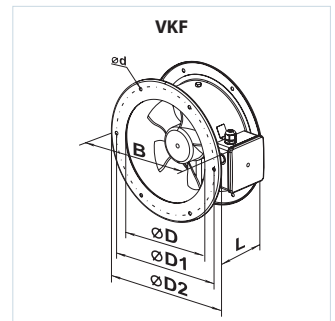


Fan overall dimensions

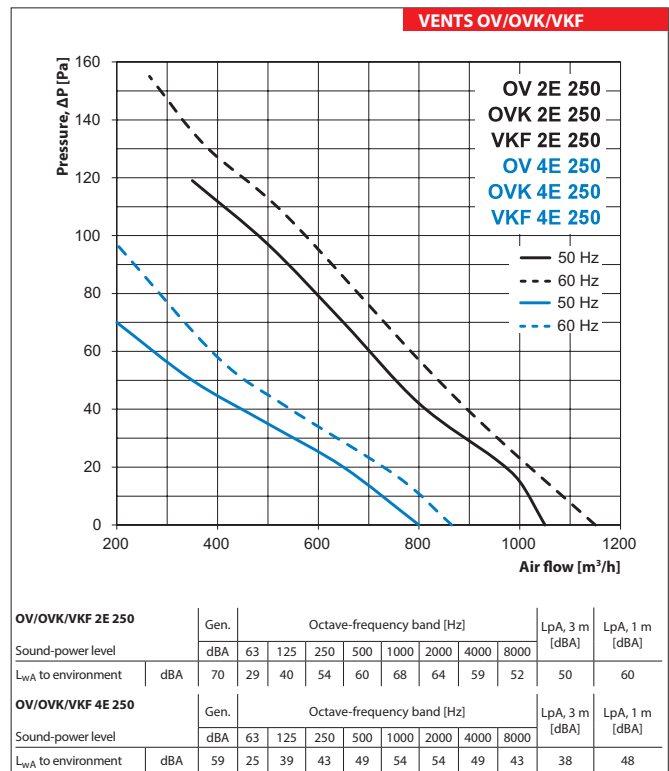
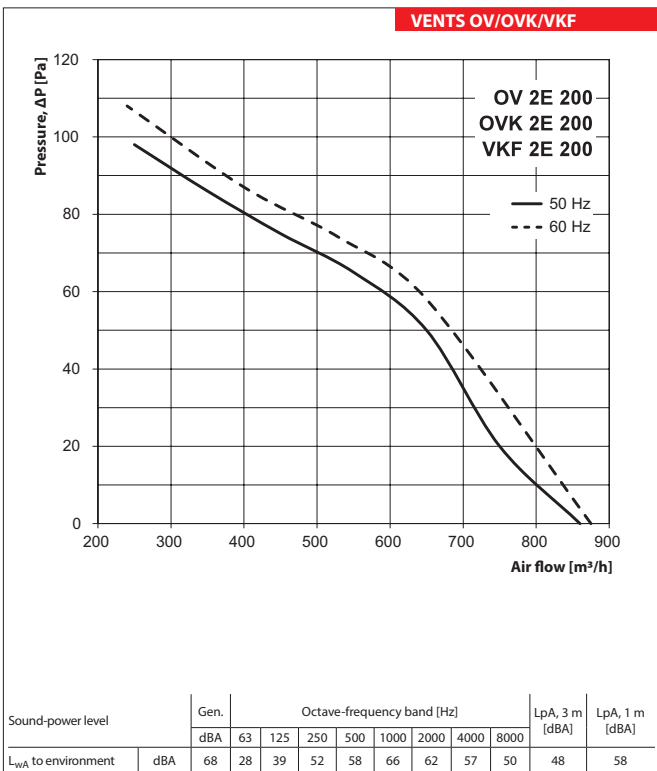
Type	Dimensions [mm]					Mass [kg]
	ØD	ØD1	ØD2	Ød	L	
OVK 2E 200	210	250	280	7	125	2.8
OVK 2E 250/OVK 2D 250	260	318	340	7	135	3.8
OVK 4E 250/OVK 4D 250	260	318	340	7	135	3.4
OVK 2E 300/OVK 2D 300	317	380	397	9	145	5.9/5.1
OVK 4E 300/OVK 4D 300	317	380	397	9	145	5.0/5.1
OVK 4E 350/OVK 4D 350	374	442	460	9	165	7.5
OVK 4E 400/OVK 4D 400	417	504	528	9	220	8.5
OVK 4E 450/OVK 4D 450	465	578	607	11	230	10.0
OVK 4E 500/OVK 4D 500	520	590	655	11	250	14.0
OVK 4E 550/OVK 4D 550	570	645	710	11	260	16.5
OVK 4E 630/OVK 4D 630	650	760	800	11	275	20.0
OVK 6D 710	725	820	890	13	350	31.0
OVK 6D 800	800	900	970	13	350	42.0

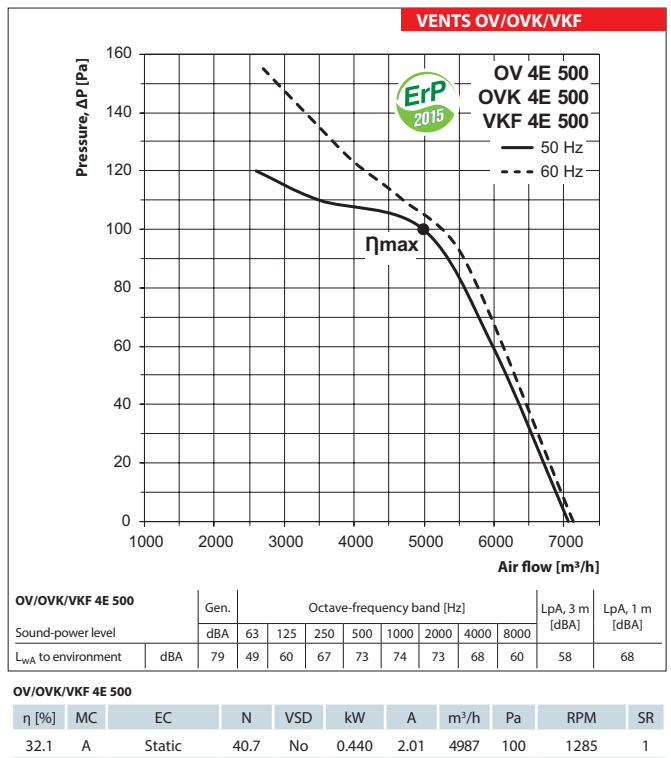
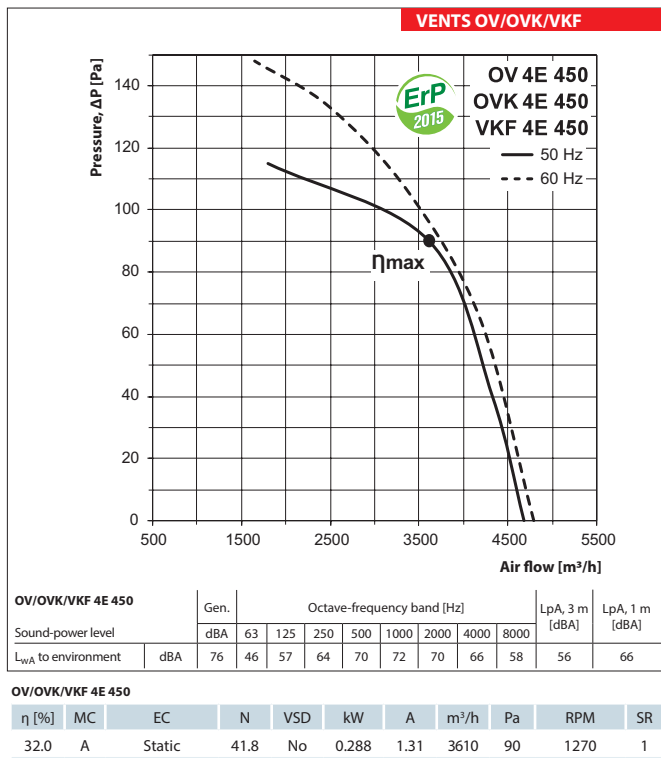
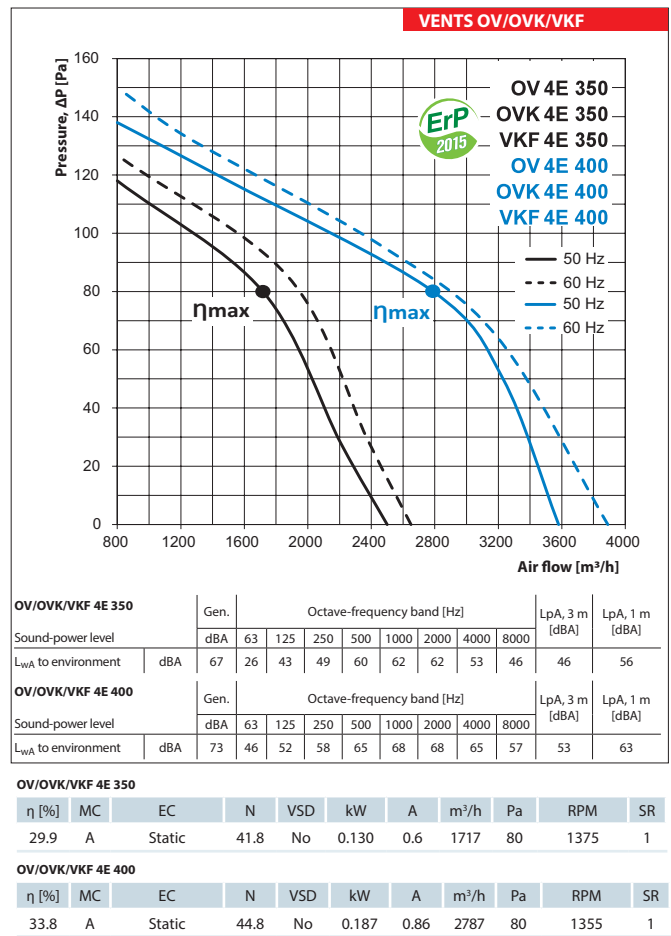
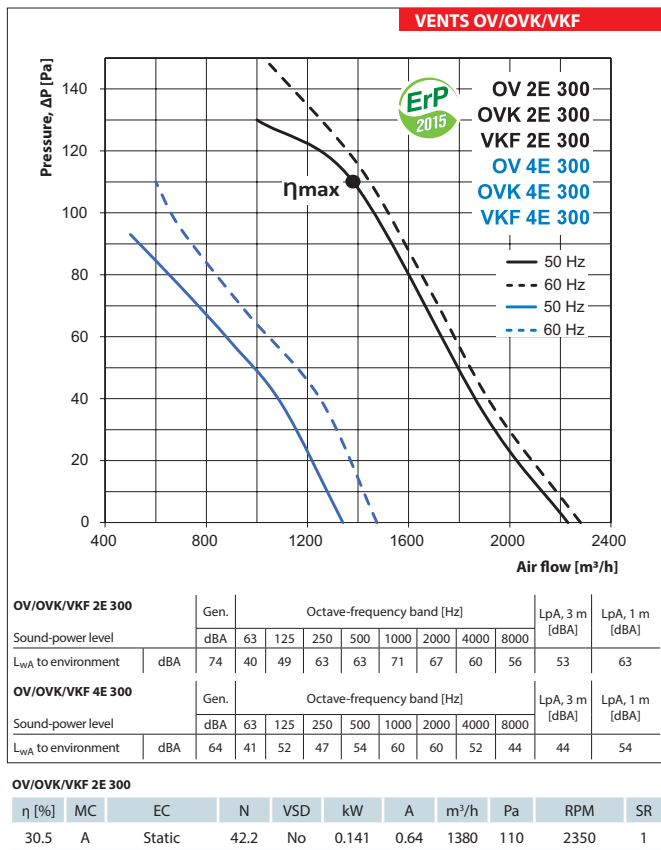


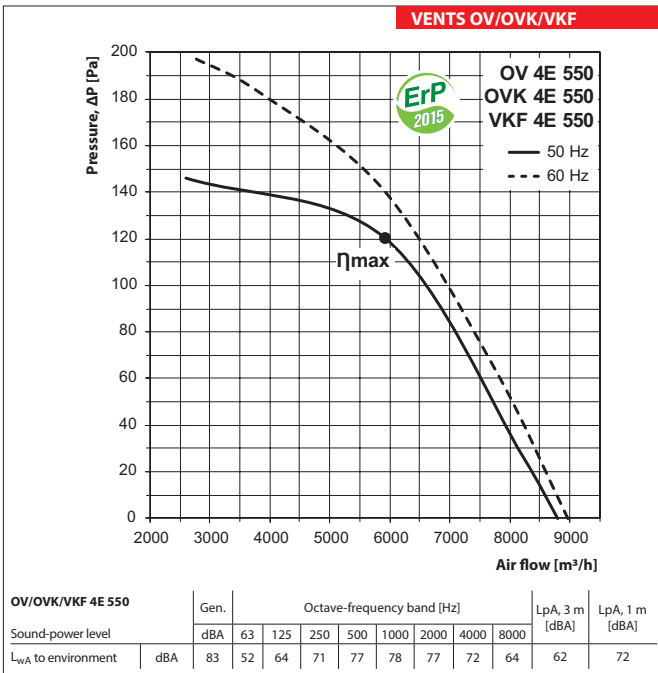
Type	Dimensions [mm]						Mass [kg]
	ØD	ØD1	ØD2	Ød	B	L	
VKF 2E 200	205	235	255	7	290	120	3.0
VKF 2E 250/VKF 2D 250	260	286	306	7	340	150	3.9
VKF 4E 250/VKF 4D 250	260	286	306	7	340	150	4.0
VKF 2E 300/VKF 2D 300	310	356	382	7	410	160	6.2/5.7
VKF 4E 300/VKF 4D 300	310	356	382	7	410	160	6.2
VKF 4E 350/VKF 4D 350	362	395	421	9.5	450	160	7.7
VKF 4E 400/VKF 4D 400	412	438	465	9.5	500	170	8.1
VKF 4E 450/VKF 4D 450	462	487	515	9.5	550	200	9.1
VKF 4E 500/VKF 4D 500	515	541	570	9.5	600	220	11.0
VKF 4E 550/VKF 4D 550	565	605	636	11.5	660	230	13.9
VKF 4E 630/VKF 4D 630	645	674	715	11.5	740	250	16.4
VKF 6D 710	725	767	805	11.5	835	250	30.0
VKF 6D 800	800	845	880	11.5	910	280	40.0



VENTS OV
 VENTS OVK
 VENTS VKF
 FAN SERIES

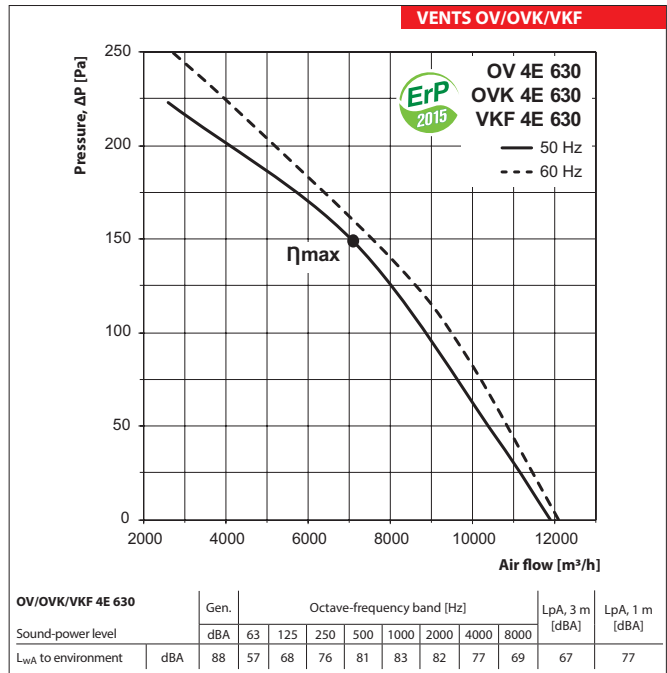






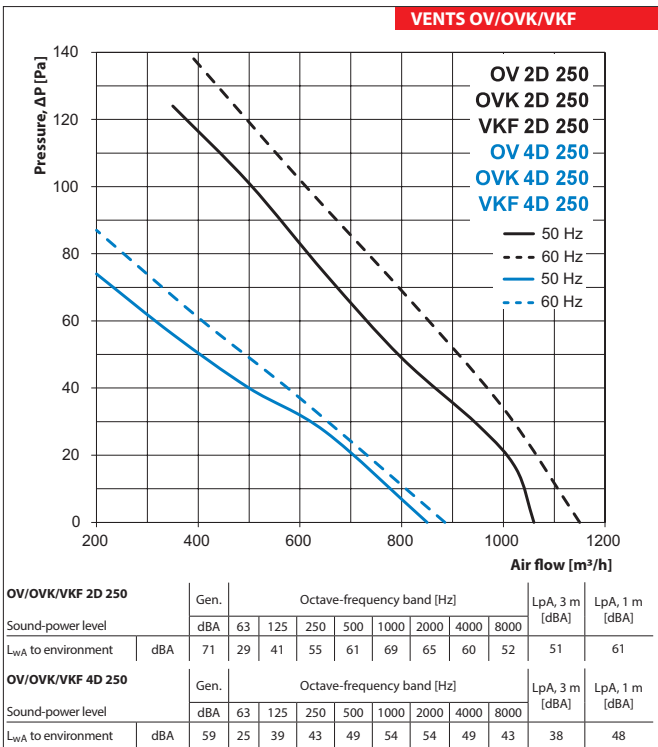
OV/OVK/VKF 4E 550

η [%]	MC	EC	N	VSD	kW	A	m³/h	Pa	RPM	SR
34.7	A	Static	42.6	No	0.581	2.64	5919	120	1240	1



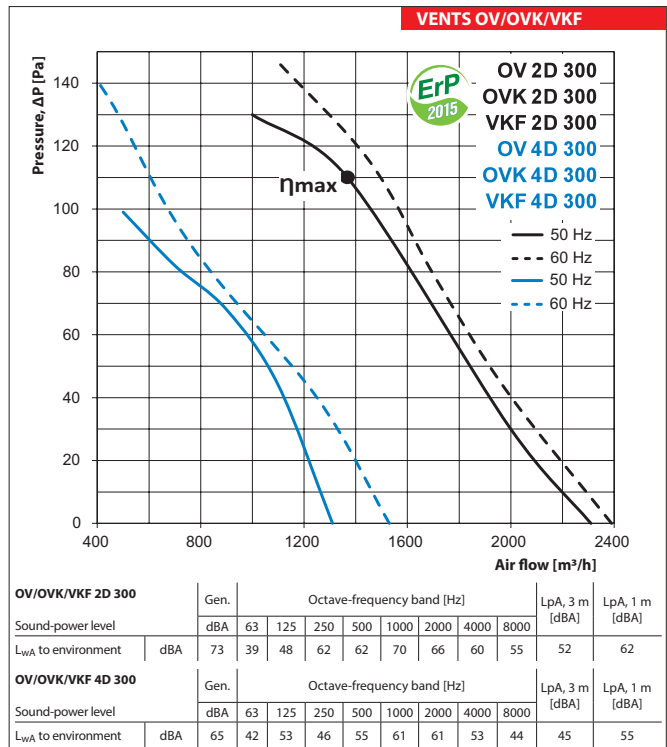
OV/OVK/VKF 4E 630

η [%]	MC	EC	N	VSD	kW	A	m³/h	Pa	RPM	SR
37.5	A	Static	44.4	No	0.800	3.76	7095	149	1290	1



OV/OVK/VKF 2D 300

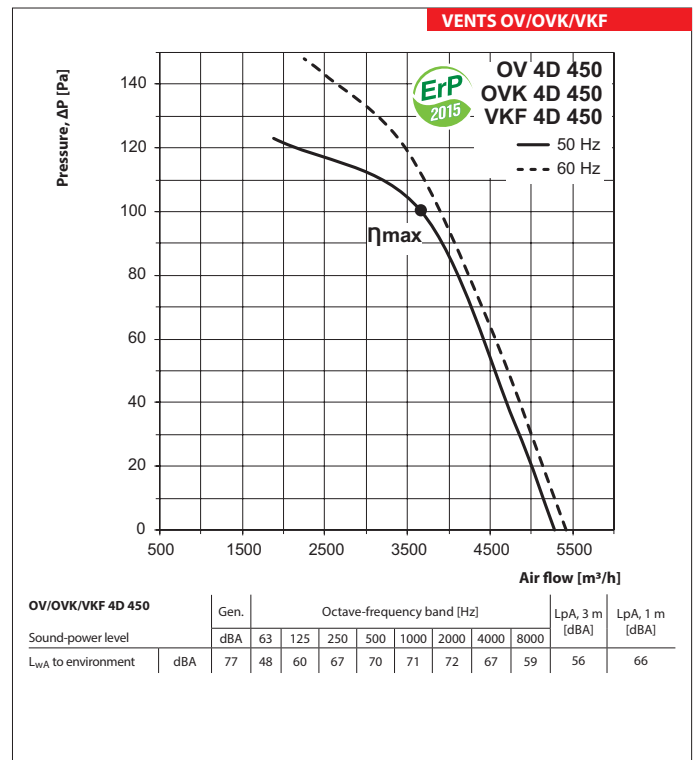
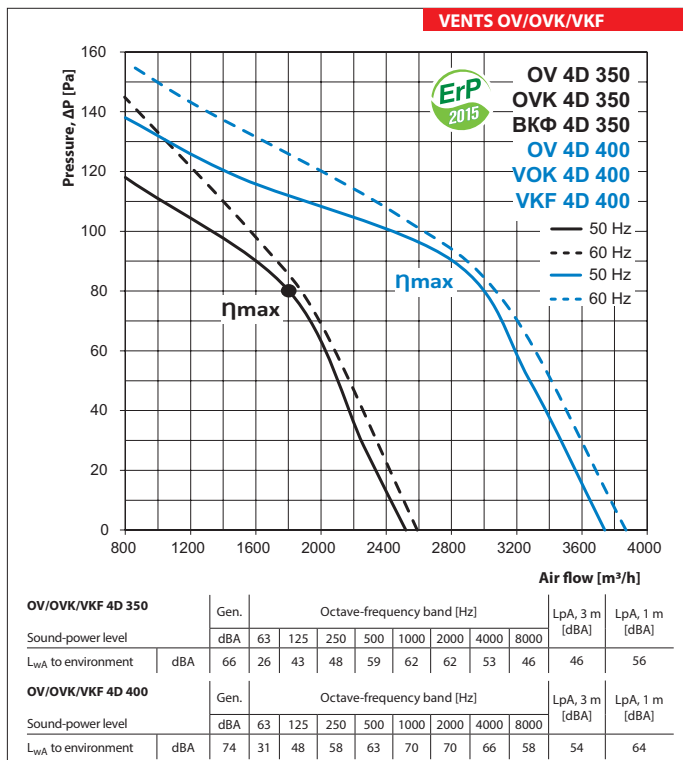
η [%]	MC	EC	N	VSD	kW	A	m³/h	Pa	RPM	SR
30.3	A	Static	42	No	0.141	0.25	1367	110	2350	1



OV/OVK/VKF 2D 300

η [%]	MC	EC	N	VSD	kW	A	m³/h	Pa	RPM	SR
30.3	A	Static	42	No	0.141	0.25	1367	110	2350	1

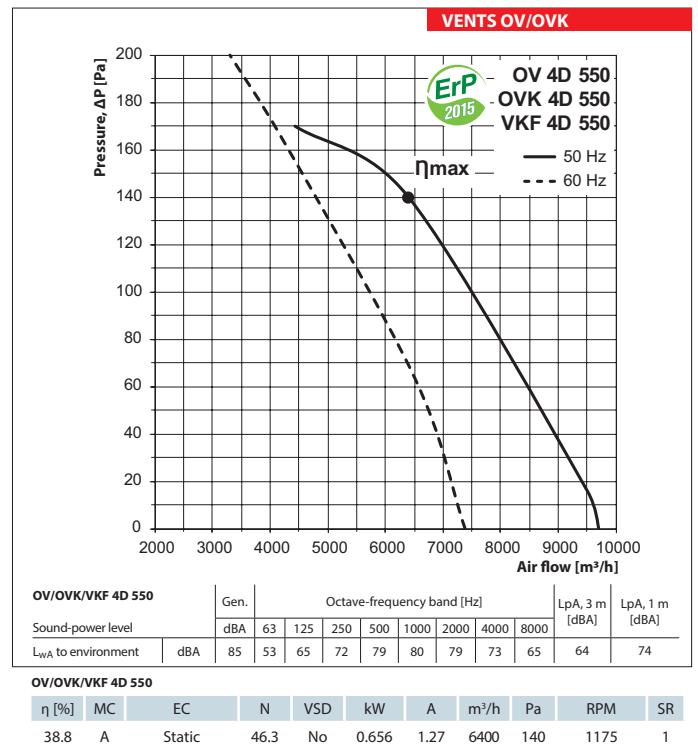
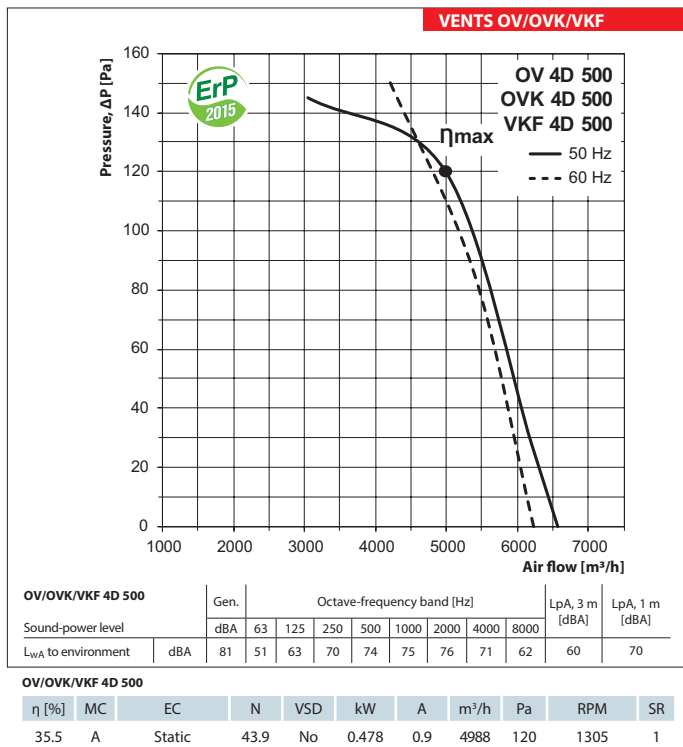
VENTS OV
 VENTS OVK
 VENTS VKF
 FAN SERIES

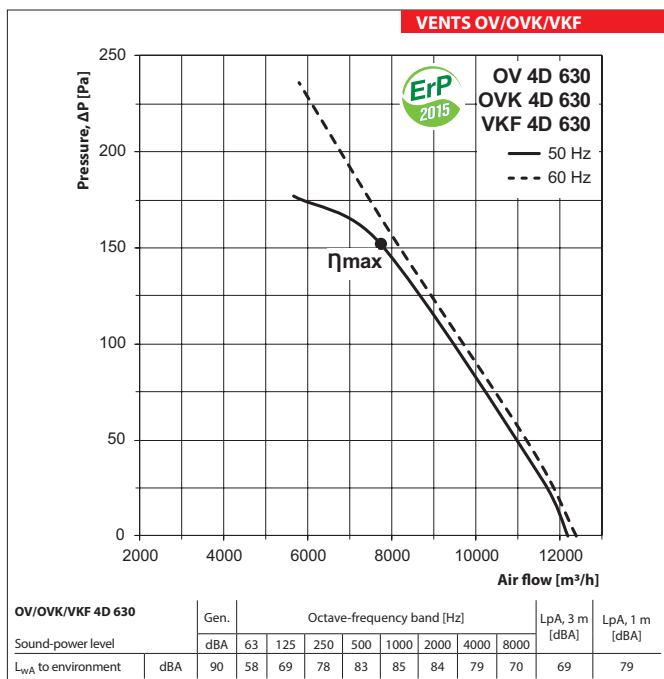


OV/OVK/VKF 4D 350	MC	EC	N	VSD	kW	A	m³/h	Pa	RPM	SR
31.7	A	Static	43.7	No	0.129	0.37	1802	80	1400	1

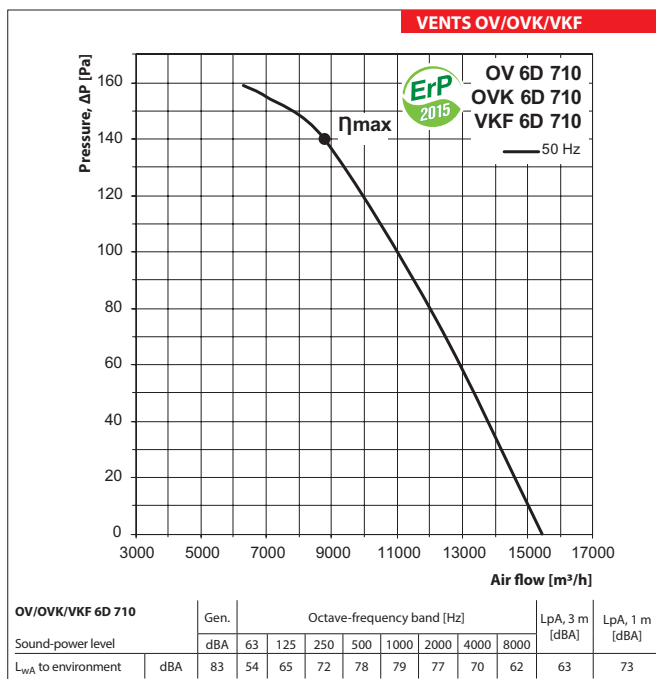
OV/OVK/VKF 4D 400	MC	EC	N	VSD	kW	A	m³/h	Pa	RPM	SR
34.3	A	Static	44.9	No	0.209	0.47	2807	90	1365	1

OV/OVK/VKF 4D 450	MC	EC	N	VSD	kW	A	m³/h	Pa	RPM	SR
35.1	A	Static	44.8	No	0.296	0.59	3659	100	1310	1

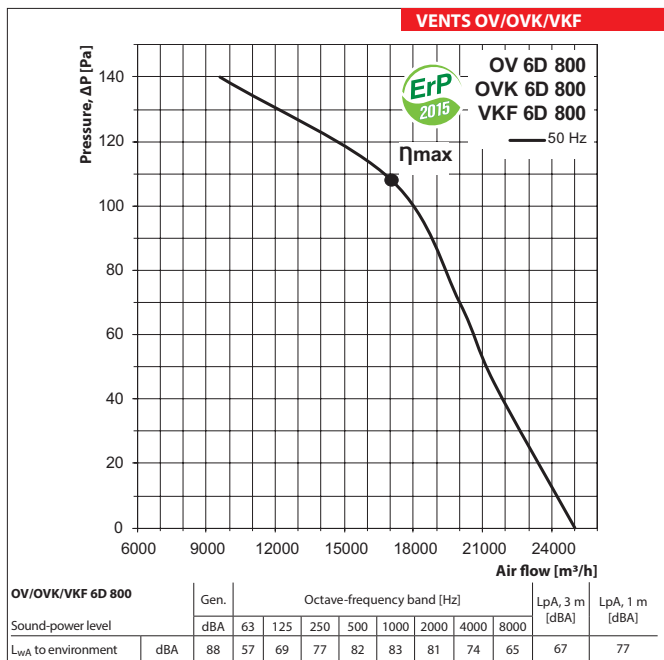




η [%]	MC	EC	N	VSD	kW	A	m³/h	Pa	RPM	SR
41.2	A	Static	48.1	No	0.810	1.61	7743	152	1290	1



η [%]	MC	EC	N	VSD	kW	A	m³/h	Pa	RPM	SR
35.6	A	Static	42	No	0.979	1.91	8777	140	830	1



η [%]	MC	EC	N	VSD	kW	A	m³/h	Pa	RPM	SR
31.6	A	Static	36.6	No	1.650	3.6	17040	108	915	1

VENTS OV
 VENTS OVK
 VENTS VKF
 FAN SERIES